

# VDO *dayton*

## MD 4000

User manual  
Mode d'emploi  
Bedienungsanleitung

Gebruiksaanwijzing  
Istruzioni d'uso  
Bruksanvisning



GB

F

D

NL

I

S

## CONTENTS

General information .....	2
Installation .....	4
Basic function .....	5
The MD4000 menu function .....	5
Guarantee .....	50

## GENERAL INFORMATION

This DAB receiver MD4000 is designed to be used with the MR4000 head unit.

This user manual refers directly to the use and function of the MD4000 when connected to the approved head unit.

## DAB (Digital Audio Broadcast)

DAB refers to Digital Audio Broadcasting, a system whereby several programs can be transmitted simultaneously on one frequency through the compression of digital audio signals. Unlike existing analog AM and FM broadcasts, DAB does not suffer from the same interference that can, on occasion spoil the listening pleasure of such AM and FM broadcasts. You may have noticed that when listening to an FM broadcast, especially whilst driving a car that the signal may hiss and fizz as well as fade in and out. This hissing and fade occur as a result of the FM signal bouncing off large objects such as trees, buildings, bridges and hills. This is known as multipath interference, during multipath interference the signal arrives at your radio in a confused and out of phase state.

DAB broadcast and reception offers many benefits and cures many of the problems associated with Analog broadcasts. As your DAB receiver is Digital it contains a computer that is able to sort through any distortion in multipath radio signals, and thereby enhance the main signal and offer a clear reception even in challenging environments and built up city areas. This gives the result of a quality of music comparable to that found on the latest musical compact discs. In utilising a DAB receiver you will also benefit from up to the minute, interference free data services as well as additional radio broadcasts.

DAB broadcasts are transmitted in a multiplex on a single frequency, this enables an entire collection of radio channels or services to be broadcast on the same single frequency. These groups or collections of channels and services are known as an "ENSEMBLE".

Some of the larger DAB broadcast stations may transmit several ensembles covering a broad spectrum of programs to cater for many tastes. The amount of programs within an ensemble is flexible and dependant upon the provider and even in some cases the time of day or day of week.

## ■ GREATER USABILITY WITH DAB

As well as providing enhanced reception and CD comparable sound quality, DAB also allows for the transmission of additional data alongside the audio broadcast. This additional information allows for selection of programs by type (PTY). PTY places programs into categories by subject and content, allowing the user easier and simplified selection of the desired subject matter e.g. Science, Rock Music or Classical, with 30 presets to choose from finding a program has never been easier. When PTY is selected the receiver will filter and select the program or programs if available that you wish to listen to. You will also have access to PAD (Program Associated Data) a service that provides more information regarding the current program type, content, title and artist.

As the DAB uses an intelligent computerised receiver it will through utilising the DAB/FM switch automatically switch between DAB and FM broadcasts should the received signal deteriorate or if you move out of a DAB covered zone.

# INSTALLATION

**Refer to the separate installation card.**

Before installation and mounting please ensure that all parts needed are present, and that you have the correct tools needed to complete the task.

As the MD4000 DAB Receiver has initially to be connected to the MR4000 Radio, it is strongly recommended that the negative car battery terminal be disconnected until the receiver has been mounted and fully installed.

## **BLUE CONNECTOR C3 for the MD4000 DAB receiver**

You can connect the MD4000 DAB Receiver to the MR4000 Radio by utilising the C3 Blue Connector and cabling supplied. Please ensure that all cabling is long enough (dependant on placement of the MD4000) and that the cable is not trapped or forced too tightly around obstructions which may cause damage to the cable.

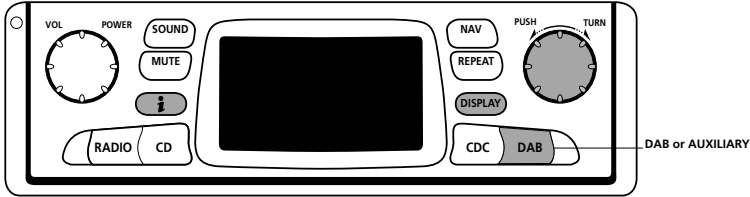
**Reconnect the set only after fully installing the MD4000 DAB Receiver.**

## **MOUNTING**

Where you decide to mount the MD4000 DAB Receiver is dependant on the space available within your vehicle.

When installing the MD4000 DAB Receiver always take care not to place it where it obstructs the driver or passengers or where, in the event of an accident it may cause injury to the driver or passengers of the vehicle.

# BASIC FUNCTION



## LEGEND:



Press the button.



Turn the button.

## USING THE DAB MENU

- **DAB Mode:** Listen to DAB service.
- **Tuning method:** Select one of the following tuning methods.



- To tune to a station name (DAB service). Stations are sorted in alphabetical order.

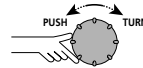
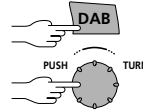


- To tune to the next or previous DAB station.



- To tune to a preset from the program list.

- Activate selected tuning method.



## THE MD4000 MENU FUNCTIONS

### SELECTING AND UTILISING THE DAB MENU



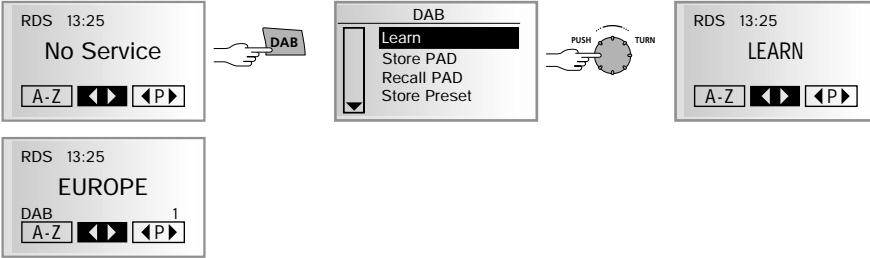
When in DAB Mode it is possible to access the DAB Menu, this menu will allow greater usage of you DAB facility.

The DAB information Menu:

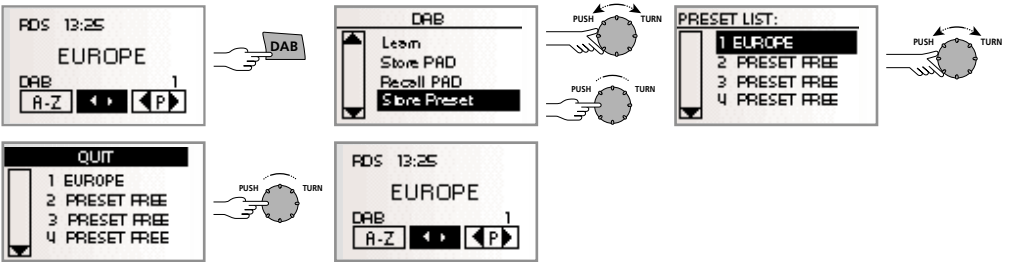
- Learn:** Searches and stores DAB ensembles in the computer memory.
- Store PAD:** Stores current PAD (Program Associated Data).
- Recall PAD:** Recalls stored PAD.
- Store Preset:** Stores current station. The preset number is selected in the preset number list.
- Recall Preset:** Recalls a program from the Preset Number List.
- Program List:** List all stored programs.
- PTY Search:** Select a Program Type PTY in the PTY selection list and start a PTY search.
- DAB/FM Switch:** Selects whether or not the automatic DAB/FM Switch is active.
- Initialisation:** Enters the Initialisation Menu.

## ■ USING THE LEARN FUNCTION

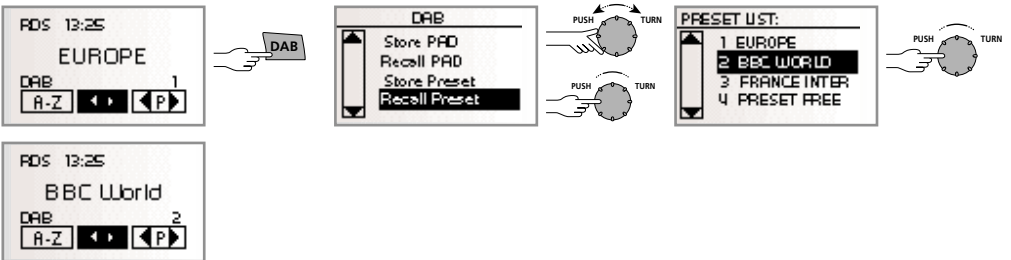
When utilising the DAB function, the Learn procedure will automatically update the DAB ensembles. This utility is also useful if you move out of a DAB zone and need to retune the DAB frequencies within a certain area.



## ■ TO STORE A PRESET



## ■ TO RECALL A PRESET



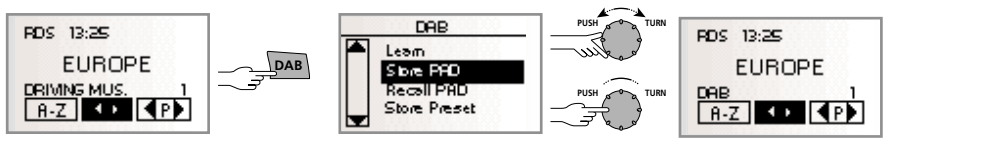
# ■ PAD (PROGRAM ASSOCIATED DATA)

Program Associated Data is a service provided by DAB stations, it is the broadcast of additional associated data. Stations may choose to digitise additional information for the user to view 'on screen'. This additional information may consist of the service providers station name and address, telephone numbers, e-mail address, internet URL. The PAD service may also contain specific information relating to the current program, artist, track title or album title. As DAB is a digital service any information that can be digitised is able to be transmitted as PAD. All of this information can be viewed on screen and stored in the units memory for future recall and reference.

When you access a service that provides PAD information, the DAB icon will change to show the first line of PAD information.

# ■ TO STORE PAD INFORMATION

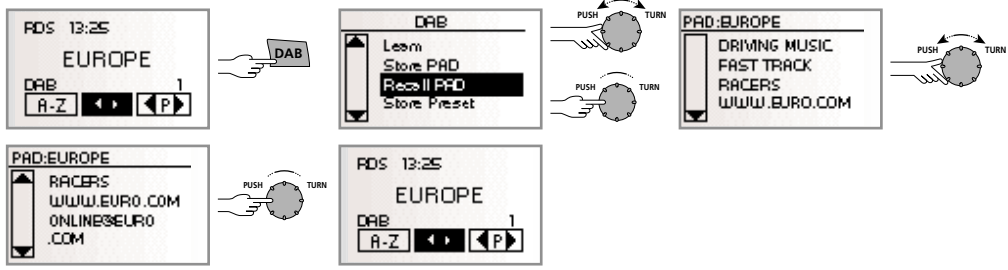
Once the PAD information has been received it can be fully accessed by pressing the 'display' button. Up to 8 lines of PAD information can be received, viewed and stored in the memory.



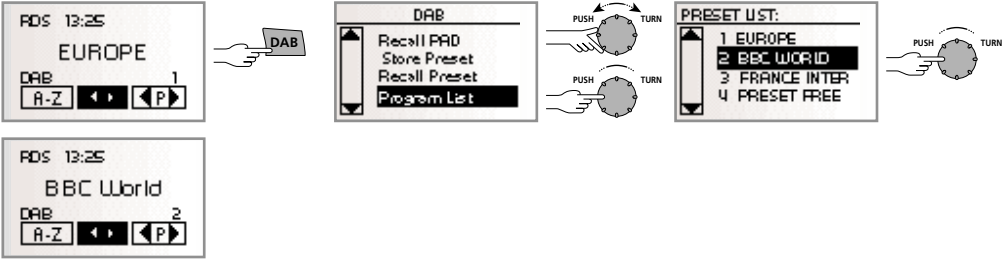
# ■ TO VIEW PAD INFORMATION



# ■ TO RECALL PAD INFORMATION



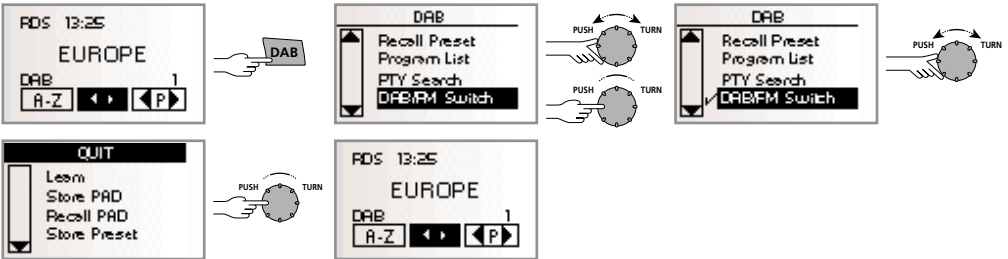
## ■ SELECTING FROM THE PROGRAMME LIST




## ■ THE DAB/FM SWITCH

The DAB/FM Switch is a unique function that allows the best quality of reception possible. When in DAB mode Digital Broadcasts will always have priority, however should the signal become too weak or distorted the DAB/FM Switch (when activated) will automatically 'switch' to the FM broadcast of the station that you are listening to. The MD4000 will automatically switch between the two broadcasts ensuring the highest quality of reception possible.

## ■ SELECTING THE DAB/FM SWITCH



## ■ TO SEARCH FOR PROGRAMS USING THE PTY (PROGRAM TYPE) SELECTION LIST



## PTY SELECTION LIST

Program Type	Description
<b>None</b>	No Program Type selected
<b>News</b>	News and news orientated programs
<b>Affairs</b>	Current Affairs
<b>Information</b>	General information services and advice
<b>Sport</b>	Sport and sport orientated programs
<b>Education</b>	Educational programs
<b>Drama</b>	serialised radio programs and plays
<b>Culture</b>	All programs concerned with aspects of national or regional culture
<b>Science</b>	Nature, Science and Technology orientated programs
<b>Varied</b>	Light entertainment programs
<b>Pop Music</b>	Popular Music
<b>Rock Music</b>	Contemporary modern music
<b>M.o.R Music</b>	Middle of the road (Easy listening music)
<b>Light Classics</b>	Light classical music
<b>Classics</b>	Serious classical music
<b>Other Music</b>	All other types of music which cannot be categorized

If you cannot find a solution to any problem you may encounter, contact an authorized dealer or call our customer help desk:

VDO Car Communication UK  
 Talisman Road, Bicester  
 Oxon, OX6 6jX  
 UK  
 Tel: (44) 1869365080  
 Fax: (44) 1869365005



3111 115 34190